

Visual Color Difference Evaluation of Standard Color Pixel Representations for High Dynamic Range Video Compression

Maryam Azimi, Ronan Boitard, Panos Nasiopoulos
Electrical and Computer Engineering Department,
University of British Columbia,
Vancouver, Canada

Mahsa. T. Pourazad
TELUS Communications Inc.,
Vancouver, Canada

Abstract— With the recent introduction of High Dynamic Range (HDR) and Wide Color Gamut (WCG) technologies, viewers' quality of experience is highly enriched. To distribute HDR videos over a transmission pipeline, color pixels need to be quantized into integer code-words. Linear quantization is not optimal since the Human Visual System (HVS) do not perceive light in a linear fashion. Thus, perceptual transfer functions (PTFs) and color pixel representations are used to convert linear light and color values into a non-linear domain, so that they correspond more closely to the response of the human eye. In this work, we measure the visual color differences caused by different PTFs and color representation with 10-bit quantization. Our study encompasses all the visible colors of the BT.2020 gamut at different representative luminance levels. Visual color differences are predicted using a perceptual color error metric (CIE ΔE_{2000}). Results show that visible color distortion can already occur before any type of video compression is performed on the signal and that choosing the right PTF and color representation can greatly reduce these distortions and effectively enhance the quality of experience.

Keywords— HDR, Color difference, Perceptual transfer function, Color pixel representation, Quantization.

I. INTRODUCTION

The emerging High Dynamic Range (HDR) technology has enormously increased the viewers' quality of experience by enriching video content with higher brightness and wider color range. HDR technology's broad range of brightness is represented by floating-point values. To transmit HDR, its pixel values need to be first transformed from floating point values to integer-coded ones through perceptual transfer functions (PTF) and bit-depth quantization since the transmission pipeline is designed for integer-coded values. If this lossy transformation is not perceptually optimized, that is to say without taking advantage of the Human Visual System (HVS) limitations, it will produce visible artifacts to the signal, even before video compression.

An efficient PTF quantizes the physical luminance information of a captured scene such that only information invisible to the human eye is excluded. Previously, 8-bit quantization was deemed sufficient for the brightness range supported by Standard Dynamic Range (SDR) technology (0.1

to 100 cd/m²). However, for representing HDR's wider range of luminance (0.005 to 10,000 cd/m² [1]), the minimum bit-depth requirement needs to be increased to avoid compromising the visual quality. In cases where no limitation on bit-depth value is imposed, a point of no visible error can be reached [1] [2], however current infrastructures of video transmission only support 8 and/or 10-bit signals.

Towards the standardization of an HDR video distribution pipeline, the ITU-R BT.2100 [3] recommends two PTFs, namely the Perpetual Quantizer (PQ) and Hybrid Log-Gamma (HLG), as well as two color pixel representations, namely YC_bC_r and IC_bC_p. The BT.2100 standard recommends 10 or 12-bit (for future pipeline) quantization. Currently, 10-bit quantization is the bit-depth defined in HDR10, a profile recommended by the Motion Picture Experts Group (MPEG) for HDR video compression.

While the final quality of the video transmitted through the recommended pipeline has been evaluated comprehensively in MPEG [4] [5], the effect of the recommended PTFs and color pixel representations in BT.2100, on the perceptual color quality of the 10-bit encoded signal has not been studied in depth. By 'encoded' here and for the rest of the paper we refer to the signal that has been transformed through a PTF and quantization, not to the compressed video signal.

In this work, we evaluate the perceptual color difference of the non-linear quantized color signal across different PTFs and color pixel representations compared to the original linear ones. Most of the related studies only focus on the available HDR video content (mainly in BT.709 gamut) and hence they do not cover the whole range of possible colors in BT.2020 gamut. We however, sample all the visible colors lying in the BT.2020 gamut [6] based on their luminance levels and across the u'v' chromaticity plane. In order to study solely the error caused by quantization, we do not apply compression, nor chroma subsampling on the signal. To evaluate the color errors, we rely on a perceptual objective color difference metric, which is based on HVS characteristics. Fig. 1 shows the general workflow of the evaluation process, while this figure is discussed in more detail in Section III.

The rest of the paper is organized as follows. Section II

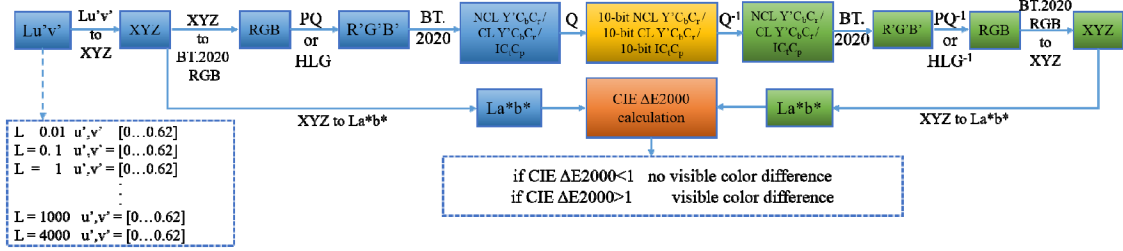


Fig. 1. Color difference experiment workflow

provides details on the standard HDR PTFs and color pixels representations for distribution. Section III includes details on our setup and discusses the evaluation results. Conclusions are drawn in Section IV.

II. BACKGROUND

A. HDR Perceptual Transfer Functions

Considering that the HVS does not perceive and interpret light in a linear way, perceptual (and hence non-linear) transfer functions are used to transfer the physical linear light values of a scene to values that coincide with the HVS perceptual characteristics. The conventional SDR perceptual gamma transfer function (ITU-R BT.1886 [7]), is not efficient for HDR as it was designed for the SDR luminance range. In addition, the HVS response diverts from a gamma function behavior at the higher luminance levels covered by HDR. Therefore, a Hybrid-Log-Gamma function was introduced in [8], and later standardized by the Association of Radio Industries and Businesses (ARIB) as ARIB STD-B67 [9]. This function combines a conventional gamma function for dark areas, and a logarithmic function for bright areas.

In [10], another perceptual transfer function was derived using the peak sensitivities of the Barten Contrast Sensitivity Function (CSF) model [11]. This transfer function is usually referred to as Perceptual Quantizer (PQ) is standardized by the Society of Motion Pictures and Television Engineers (SMPTE) as SMPTE ST 2084 [12]. PQ is designed for luminance values range from 0.005 to 10,000 cd/m^2 and its code-words allocation does not change according to the peak luminance of the content, as long as the content peak luminance falls in this range. However, HLG is mainly designed for the range of luminance supported by current reference grading displays, mainly 0.01 to 1000 cd/m^2 (or 4000 cd/m^2). Therefore, its code-words allocation varies depending on the maximum peak luminance of the graded content. It is also worth mentioning that PQ is designed to better address HDR displays while HLG's conventional gamma function gives more emphasis on SDR legacy displays.

B. HDR Color Pixel Representations

Since the human eye is more sensitive to luminance changes than to chrominance ones, it is common practice to de-correlate chroma from luminance. This representation also

provides the possibility to compress the chroma channels' information much more than that of the luminance channel, without having a huge impact on the overall quality. Presently, video distribution pipelines convert RGB color channels to $Y'C_bC_r$, with Y being the luminance channel, and C_b and C_r being respectively blue and red difference channels. $Y'C_bC_r$ color representation is used in all video compression standards including HEVC [13].

There are two versions of $Y'C_bC_r$ based on how a PTF is applied on the original linear RGB signal to obtain a 10-bit $Y'C_bC_r$ (the prime represents that the channel has been encoded using a PTF and that its values no longer correspond to linear light values): Non-constant Luminance (NCL) $Y'C_bC_r$ and Constant Luminance (CL) $Y'C_bC_r$. The former generates the encoded luminance (luma) from a weighted mixture of non-linear $R'G'B'$ values. The latter one relies on linear RGB values to derive the luminance (Y) and then applies the PTF on the Y channel to obtain the encoded Y' .

NCL is the conventional approach that is widely adopted in the video distribution pipelines to derive $Y'C_bC_r$. However, it has been shown in [14] that the NCL approach coupled with chroma subsampling will cause visible artifacts on the encoded and transmitted HDR signal which could have been avoided with the CL approach. Although $Y'C_bC_r$ de-correlates luminance from chroma to some extent, its Y channel has still some correlation with C_b and C_r [15]. That means that any changes in Y will eventually affect the color, resulting in color shift between the original and the decoded signals.

The IC_C_p color space, proposed first in [15], is a color pixel representation for HDR, which claims to achieve better de-correlation between intensity and chroma information, closely matching the HVS perceptual mechanism.

III. COLOR DIFFERENCE EVALUATION EXPERIMENTS

In this work, we investigate how the PTFs and color pixel representations recommended in ITU-R BT.2100 [3] alter each color perceptually. The evaluated PTFs in this study are PQ and HLG while the color pixel representations are NCL $Y'C_bC_r$, CL $Y'C_bC_r$, and IC_C_p . Since neither compression nor chroma sub-sampling is applied on the signals, the generated errors are due to quantization only (see Fig. 1). Please note that in this work we only consider signal transmission application, therefore 10-bit BT.2020 colors. The 10-bit quantization performed throughout this test follows the

restricted range quantization as described in BT.2100.

Our test encompasses all visible colors representable with BT.2020 and for luminance levels ranging from 0.01 to 1000 cd/m^2 , and 4000 cd/m^2 . To construct these colors we start with CIE 1976 $Lu'v'$ color space due to its perceptual uniformity. For each luminance level, while L is constant, the u' and v' values are increased from 0 to 0.62 (limit for visible colors) with step size of 0.001. According to [16], chromaticity changes lower than $0.45/410 \approx 0.001$ are imperceptible to the human eye. The tested PTFs and color pixel representations are applied on the constructed colors, followed by 10-bit quantization. Please see Fig. 1 for the complete workflow. The reason for choosing two maximum luminance values of 1000 and 4000 cd/m^2 is that these values correspond to the peak luminance of the currently available reference HDR displays.

To evaluate the color deviations from the original signal (blue boxes in Fig. 1) and the tested signal (green boxes in Fig. 1), we employ the perceptual objective metric of CIE ΔE_{2000} , as subjective test is practically impossible given the large number of colors tested in this study.

CIE ΔE_{2000} is designed to work on CIE 1976 $L^*a^*b^*$ color space (CIELAB) values. For this reason, the original and the encoded signals are transformed to this color space for comparison (see Fig. 1). The Just Noticeable Difference (JND) threshold in terms of CIE ΔE_{2000} is one. In other words, any color difference less than 1 is not perceptible by human eyes. Moreover, the larger the value of the CIE ΔE_{2000} metric is, the more different the tested colors are perceptually.

Figs. 2 and 3 show errors generated due to 10-bit NCL $Y'C_bC_r$ and 10-bit CL $Y'C_bC_r$ color encoding, respectively, at luminance levels of 0.01, 0.1, 1, 10, 100, 500 and 1000 cd/m^2 , with PQ as the PTF. We demonstrate the CIE ΔE_{2000} values using a color error bar system where dark blue corresponds to values less than JND (below 1). Therefore, as soon as a light blue is shown it represents a visible color distortion. Please note we clipped the errors to 3. Interested reader can refer to [17] for a more comprehensive set of results including more luminance levels.

The loss of colors at luminance level of 0.01, and 1000

cd/m^2 in Figs. 2 and 3 are due to the clipping enforced by maximum luminance, which is 10000 cd/m^2 in case of PQ (refer to Y derivation formula in BT.2020 for more details [6]). As it can be observed from Fig. 2 and 3, the color errors are mainly around the white point. It is well known that HVS is more sensitive to changes in brightness. As the colors around the white point are brighter, any change due to quantization is more visible (and hence larger CIE ΔE_{2000} value). This observation is consistent throughout our experiment when color error is measured in the $Y'C_bC_r$ color space.

By comparing the results in Fig. 2 and 3, we observe that by simply changing from NCL to CL $Y'C_bC_r$, color errors are reduced and are less noticeable. This reduction in color errors is more evident with red and blue combinations. That is because the CL Y' is more de-correlated from the C_b and C_r (red and blue difference from Y' [6]) compared to NCL Y' . As a result, changing NCL Y' to CL Y' makes the reconstruction of blue and red channels more error-resilient.

Figs. 4 and 5 are also showing 10-bit NCL $Y'C_bC_r$ and 10-bit CL $Y'C_bC_r$ color pixel representations respectively, with HLG as the PTF where the reference display peak luminance is assumed to be equal to 4000 cd/m^2 . Figs. 6 and 7 are similar to Figs. 4 and 5 with the exception that in Figs. 6 and 7 reference display peak luminance of 1000 cd/m^2 is assumed. The errors that are generated with HLG at high luminance levels ($L = 500$ and 1000 for Fig. 4 and Fig. 5 and $L = 100$ and 500 and 1000 for Figs. 6 and 7) are due to the clipping enforced by reference display luminance level. Note that the same errors will also happen with PQ if it is assumed that the content was mastered on a grading display before encoding.

By comparing the results of CL and NCL (compare Fig. 4 with Fig. 5, and Fig. 6 with Fig. 7), we found that the color errors are reduced and are less noticeable in the case of CL. This observation is consistent with the one derived when PQ PTF is used (compare Figs. 2 with Fig. 3). The rest of the errors present in $Y'C_bC_r$ encoding, even when using CL method at the different luminance levels (See Figs. 5 and 7), are due to quantization and the correlation of Y' with C_b and

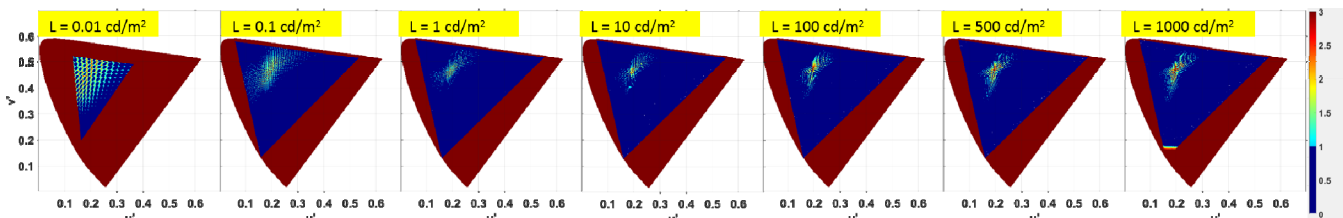


Fig. 2. 10-bit NCL $Y'C_bC_r$ with PQ

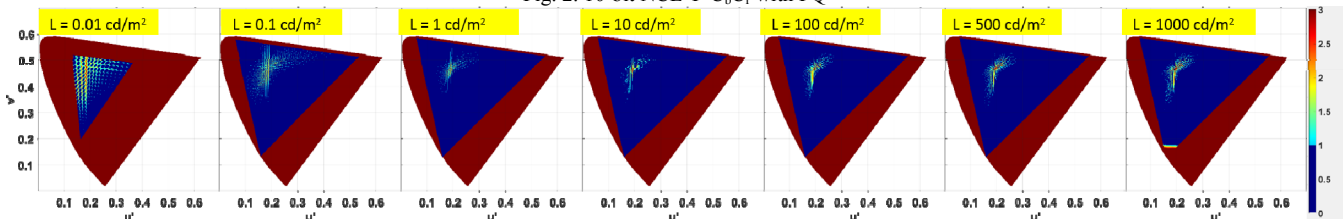


Fig. 3. 10-bit CL $Y'C_bC_r$ with PQ

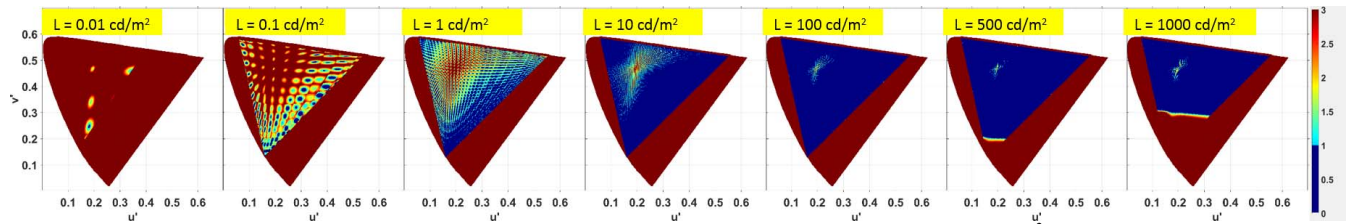


Fig. 4. 10-bit NCL $Y'C_bC_r$ with HLG (reference display peak luminance of 4000 cd/m^2)

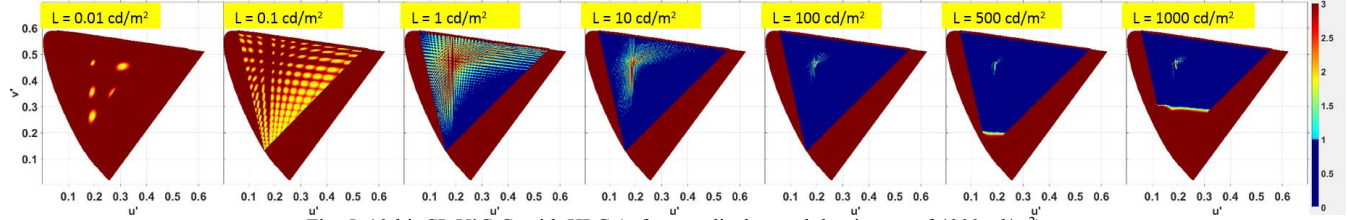


Fig. 5. 10-bit CL $Y'C_bC_r$ with HLG (reference display peak luminance of 4000 cd/m^2)

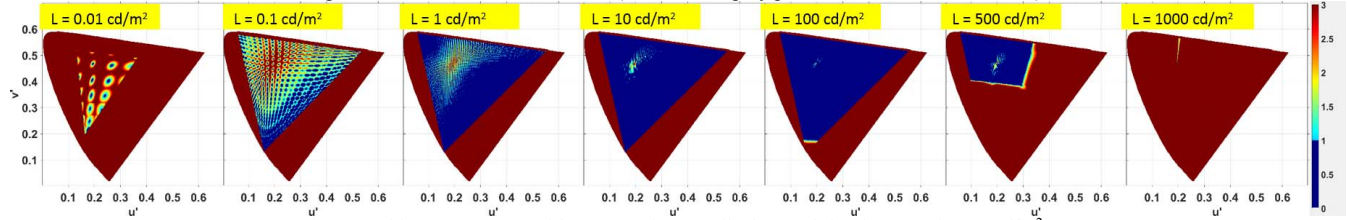


Fig. 6. 10-bit NCL $Y'C_bC_r$ with HLG (reference display peak luminance of 1000 cd/m^2)

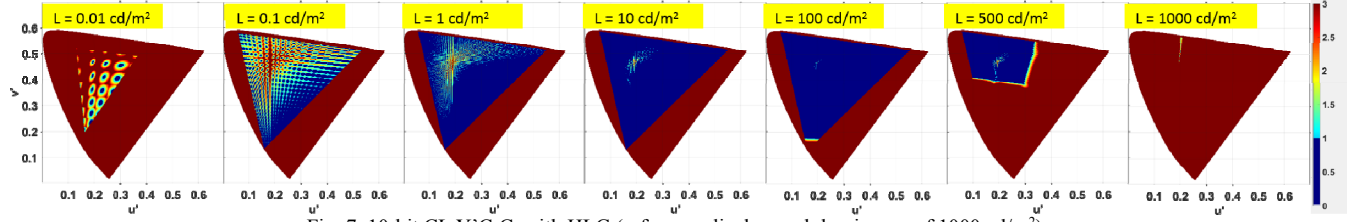


Fig. 7. 10-bit CL $Y'C_bC_r$ with HLG (reference display peak luminance of 1000 cd/m^2)

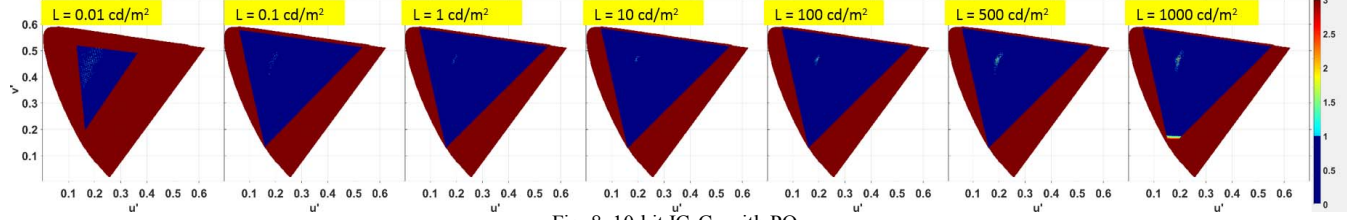


Fig. 8. 10-bit IC_rC_p with PQ

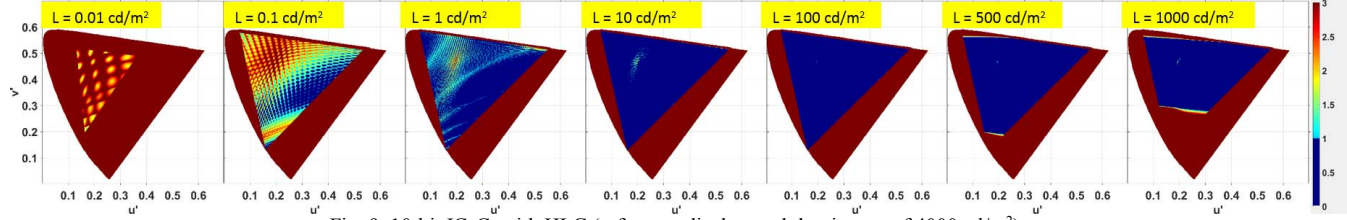


Fig. 9. 10-bit IC_rC_p with HLG (reference display peak luminance of 4000 cd/m^2)

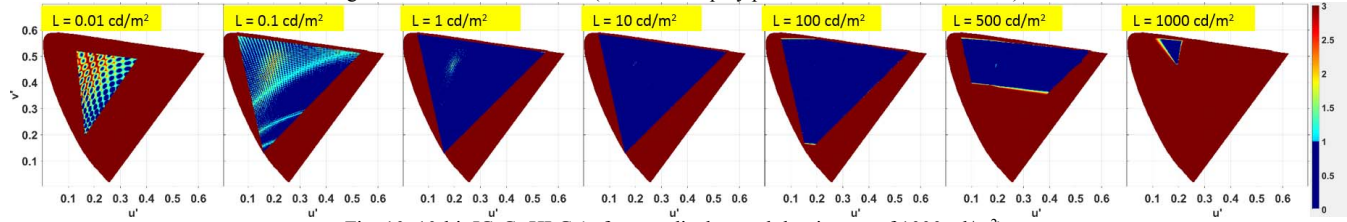


Fig. 10. 10-bit IC_rC_p HLG (reference display peak luminance of 1000 cd/m^2)

C_r . Quantization errors are the result of limited number of code words assigned to each luminance levels.

By comparing HLG and PQ at each luminance level (compare Fig. 2 with Figs. 4 and 6, and Fig. 3 with Figs. 4 and

5), it can be observed that PQ outperforms HLG at dark luminance levels (up to 100 cd/m²) in the Y'_bC_bC_r color space. This behavior can be explained by the fact that HLG consists of a gamma function for dark areas and a logarithmic one for bright areas. This results in fewer code-words for the dark areas compared to the bright areas. This also explains why HLG is producing fewer errors at high luminance levels compared to PQ (compare luminance levels of 100 cd/m² for instance, in Figs. 2 and 3 with Figs. 4, 5, 6 and 7).

Another note-worthy observation is how HLG performs based on the peak luminance of the display by comparing Fig. 5 with Fig. 7 in CL case (or Fig. 4 and 6 in the NCL case). With HLG at reference display peak luminance of 1000, more code words are allocated to dark areas, as the content range is normalized to a smaller value compared to the case of reference display peak luminance of 4000 cd/m². This behavior-change of HLG at different peak luminance levels does not happen with PQ, as the latter always assumes a peak luminance of 10000 cd/m².

Please note that in BT.2100, it is suggested to apply clipping on HLG signals that are out of [0, 1] range, at the display side. However, since addressing the display is out of the scope of this paper, we did not clip the encoded signal to [0, 1] range.

Finally, Figs. 8, 9 and 10 are showing color errors generated by the IC_tC_p color encoding paired with PQ, HLG with peak luminance of 1000 cd/m², and HLG with peak luminance 4000 cd/m² respectively. As it can be observed, IC_tC_p with PQ can represent most of the colors without any visible error at the majority of the luminance levels. As Fig. 9 shows, since IC_tC_p de-correlates the chrominance channels from luminance channels quite well (see [15]), when using PQ the errors are mainly due to the quantization and are centered at the white point. When HLG is used with IC_tC_p, it is shown that colors at darker luminance levels are represented with more errors compared to the color at higher luminance levels. The loss of colors due to the clipping enforced by luminance levels (10000 for Fig. 8, 4000 for Fig. 9 and 1000 for Fig. 10) is also visible in Figs. 8, 9, and 10. Please note how color errors with IC_tC_p are not only towards red and blue channels as compared to YC_bC_r. This can be explained by the de-correlation of the intensity (I) channel from C_t and C_p.

We conclude that based on the presented results, IC_tC_p with PQ yields better performance in terms of preserving HDR colors over the tested luminance levels when only quantization error are taken into account. These results can be explained by the fact that IC_tC_p was designed to better de-correlate intensity from chroma channels. HLG can be beneficial due to its backward-compatibility characteristics, since it also represents HDR colors in bright areas with minimal errors.

IV. CONCLUSIONS

In this work, the visual color difference caused by different PTFs and color representations followed by 10-bit

quantization was evaluated. It is shown that even before compression, choice of PTF and color pixel representation will affect the visual color perception. Particularly, it was shown in the case of YC_bC_r that PQ performs better than HLG in dark luminance levels while HLG performs as well as PQ at bright luminance levels. The performance of HLG according to its reference display peak luminance also showed that the higher this value is, the better HLG performs at both dark and bright luminance levels. It is also shown that 10-bit IC_tC_p outperforms 10-bit YC_bC_r both with CL and NCL derivation in representing color due to its better de-correlation of luminance and chrominance. Although IC_tC_p with PQ represent colors throughout most of the tested luminance levels with minimal errors, there are still large errors in bright areas around the white point due to 10-bit quantization.

REFERENCES

- [1] D. G. Brooks, "The art of better pixels," SMPTE Motion Imaging J., vol. 124, no. 4, pp. 42-48, Oct. 2015.
- [2] R. Boitard, R. K. Mantiuk, and T. Pouli. "Evaluation of color encodings for high dynamic range pixels," in Proc. SPIE 9394, Human Vision and Electron. Imaging XX, pp. 93941K1-9, Mar. 2015.
- [3] Image parameters values for high dynamic range television for use in production and international programme exchange, ITU-R BT.2100-0, 2016.
- [4] P. Hanhart, M. Řeřábek and T. Ebrahimi, "Subjective and objective evaluation of HDR video coding technologies," in Proc. QoMEX, Lisbon, 2016, pp. 1-6.
- [5] J. Ström, K. Andersson, M. Pettersson, P. Hermansson, J. Samuelsson, A. Segall, J. Zhao, S. Kim, K. Misra, A. Tourapis, Y. Su, and D. Singer, "High Quality HDR Video Compression using HEVC Main 10 Profile," in Proc. PCS, Nuremberg, Dec. 2016, pp. 1-5.
- [6] Parameter values for ultrahigh definition television systems for production and international programme exchange, ITU-R BT.2020, 2012.
- [7] Reference electro-optical transfer function for flat panel displays used in HDTV studio production, ITU-R BT.1886, 2011.
- [8] T. Borer, A. Cotton, "Display Independent High Dynamic Range Television System," in International Broadcasting Convention, 2015.
- [9] Essential Parameter Values for the Extended Image Dynamic Range Television (EIDRTV) System for Programme Production, ARIB STD-B67, 2015.
- [10] S. Miller, M. Nezamabadi and S. Daly, "Perceptual signal coding for more efficient usage of bit codes," SMPTE Motion Imaging J., vol. 122, no. 4, pp. 52-59, May 2013.
- [11] P. G. J. Barten, "Physical model for the contrast sensitivity of the human eye," in Proc. SPIE 1666, Human Vision, Visual Processing, and Digital Display III, pp. 57-72, Aug. 1992.
- [12] Mastering Display Color Volume Metadata Supporting High Luminance and Wide Color Gamut Images, SMPTE standard ST 2086, 2014.
- [13] M. T. Pourazad, C. Doutre, M. Azimi and P. Nasiopoulos, "HEVC: The New Gold Standard for Video Compression: How Does HEVC Compare with H.264/AVC?" Consumer Electron. Mag., vol. 1, pp. 36-46, 2012.
- [14] E. Francois, MPEG HDR AhG: about using a BT.2020 container for BT.709 content," document ISO/IEC JTC1/SC29/WG11 MPEG2014/M35255, Strasbourg, France, Oct. 2014.
- [15] T. Lu, F. Pu, P. Yin, T. Chen, W. Husak, J. Pytlarz, R. Atkins, J. Frhlich, and G. Su, "ITP Colour Space and Its Compression Performance for High Dynamic Range and Wide Colour Gamut Video Distribution," in ZTE Communications, vol.14, no.1, pp. 32-38, Feb. 2016.
- [16] G.W. Larson, "LogLuv encoding for full-gamut, high-dynamic range images," J. Graph. Tools, vo. 3, no.1, pp. 15-31, 1998.
- [17] <http://dml.ece.ubc.ca/data/HDR-Color-Evaluation>